



Cristina Bacica
COLLEGE ALGEBRA (MATH1314 44231S)

BC Survey - Results 2023 Fall (16-Week - 231S), COLLEGE ALGEBRA

Dear Instructor,

Below are the 2023 Fall (16-Week - 231S) survey results for "COLLEGE ALGEBRA (MATH1314 44231S)".

The overall indicator is listed first.

The second part of the analysis lists the average values of all individual questions.

Comments are listed at the report's end.

If you have any further questions, please reach out to a member of PIER.

Best regards,

Robert Wood
Assistant Research Analyst
Brazosport College
500 College Drive
Lake Jackson, TX 77566
(979)-230-3189
robert.wood@brazosport.edu

Cristina Bacica
2023 Fall (16-Week - 231S)
COLLEGE ALGEBRA (MATH1314 44231S)
No. of responses = 4



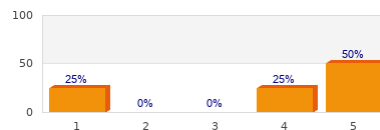
Survey Results

3. Level of Agreeance:

3.1)	Instructions for course activities and assignments were clear.	strongly disagree	<table><tr><th>Rating</th><th>Percentage</th></tr><tr><td>1</td><td>25%</td></tr><tr><td>2</td><td>0%</td></tr><tr><td>3</td><td>0%</td></tr><tr><td>4</td><td>25%</td></tr><tr><td>5</td><td>50%</td></tr></table>	Rating	Percentage	1	25%	2	0%	3	0%	4	25%	5	50%	strongly agree	n=4 av.=3.8 md=4.5 dev.=1.9
Rating	Percentage																
1	25%																
2	0%																
3	0%																
4	25%																
5	50%																
3.2)	The workload in this course was well distributed throughout the term.	strongly disagree	<table><tr><th>Rating</th><th>Percentage</th></tr><tr><td>1</td><td>25%</td></tr><tr><td>2</td><td>0%</td></tr><tr><td>3</td><td>0%</td></tr><tr><td>4</td><td>25%</td></tr><tr><td>5</td><td>50%</td></tr></table>	Rating	Percentage	1	25%	2	0%	3	0%	4	25%	5	50%	strongly agree	n=4 av.=3.8 md=4.5 dev.=1.9
Rating	Percentage																
1	25%																
2	0%																
3	0%																
4	25%																
5	50%																
3.3)	The course was delivered as outlined in the syllabus.	strongly disagree	<table><tr><th>Rating</th><th>Percentage</th></tr><tr><td>1</td><td>25%</td></tr><tr><td>2</td><td>0%</td></tr><tr><td>3</td><td>0%</td></tr><tr><td>4</td><td>25%</td></tr><tr><td>5</td><td>50%</td></tr></table>	Rating	Percentage	1	25%	2	0%	3	0%	4	25%	5	50%	strongly agree	n=4 av.=3.8 md=4.5 dev.=1.9
Rating	Percentage																
1	25%																
2	0%																
3	0%																
4	25%																
5	50%																
3.4)	Assessments/exams were based on material covered in assignments, readings, lectures, videos, group activities, etc.	strongly disagree	<table><tr><th>Rating</th><th>Percentage</th></tr><tr><td>1</td><td>25%</td></tr><tr><td>2</td><td>0%</td></tr><tr><td>3</td><td>0%</td></tr><tr><td>4</td><td>25%</td></tr><tr><td>5</td><td>50%</td></tr></table>	Rating	Percentage	1	25%	2	0%	3	0%	4	25%	5	50%	strongly agree	n=4 av.=3.8 md=4.5 dev.=1.9
Rating	Percentage																
1	25%																
2	0%																
3	0%																
4	25%																
5	50%																
3.5)	The instructor made learning relevant to my field of study, career, or degree.	strongly disagree	<table><tr><th>Rating</th><th>Percentage</th></tr><tr><td>1</td><td>25%</td></tr><tr><td>2</td><td>25%</td></tr><tr><td>3</td><td>0%</td></tr><tr><td>4</td><td>0%</td></tr><tr><td>5</td><td>50%</td></tr></table>	Rating	Percentage	1	25%	2	25%	3	0%	4	0%	5	50%	strongly agree	n=4 av.=3.3 md=3.5 dev.=2.1
Rating	Percentage																
1	25%																
2	25%																
3	0%																
4	0%																
5	50%																
3.6)	The instructor used a variety of instructional methods (examples: group discussions, student presentations, student activities, lab activities, online discussions, video assignments, case studies, etc.)	strongly disagree	<table><tr><th>Rating</th><th>Percentage</th></tr><tr><td>1</td><td>33%</td></tr><tr><td>2</td><td>0%</td></tr><tr><td>3</td><td>0%</td></tr><tr><td>4</td><td>33%</td></tr><tr><td>5</td><td>33%</td></tr></table>	Rating	Percentage	1	33%	2	0%	3	0%	4	33%	5	33%	strongly agree	n=3 av.=3.3 md=4 dev.=2.1
Rating	Percentage																
1	33%																
2	0%																
3	0%																
4	33%																
5	33%																
3.7)	The instructor provided timely feedback on my assignments.	strongly disagree	<table><tr><th>Rating</th><th>Percentage</th></tr><tr><td>1</td><td>25%</td></tr><tr><td>2</td><td>0%</td></tr><tr><td>3</td><td>25%</td></tr><tr><td>4</td><td>0%</td></tr><tr><td>5</td><td>50%</td></tr></table>	Rating	Percentage	1	25%	2	0%	3	25%	4	0%	5	50%	strongly agree	n=4 av.=3.5 md=4 dev.=1.9
Rating	Percentage																
1	25%																
2	0%																
3	25%																
4	0%																
5	50%																
3.8)	The instructor exhibited professional behavior, treated students respectfully, and used appropriate language during class.	strongly disagree	<table><tr><th>Rating</th><th>Percentage</th></tr><tr><td>1</td><td>25%</td></tr><tr><td>2</td><td>0%</td></tr><tr><td>3</td><td>50%</td></tr><tr><td>4</td><td>0%</td></tr><tr><td>5</td><td>25%</td></tr></table>	Rating	Percentage	1	25%	2	0%	3	50%	4	0%	5	25%	strongly agree	n=4 av.=3 md=3 dev.=1.6
Rating	Percentage																
1	25%																
2	0%																
3	50%																
4	0%																
5	25%																

3.9) The instructor provided grades within the stated timeframe.

strongly disagree

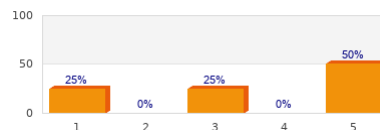


strongly agree

n=4
av.=3.8
md=4.5
dev.=1.9

3.10) The instructor was accessible to answer questions and explain material outside of class according to office hours.

strongly disagree



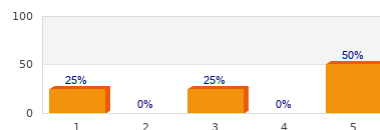
strongly agree

n=4
av.=3.5
md=4
dev.=1.9

4. Overall Satisfaction With This Course:

4.1) Please rate your overall satisfaction with the learning experience in this course.

Very Dissatisfied



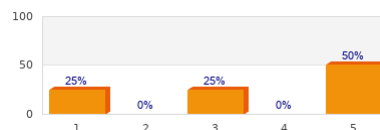
Very Satisfied

n=4
av.=3.5
md=4
dev.=1.9

5. Course Recommendation:

5.1) How likely are you to recommend this course with this instructor to a friend?

Very Unlikely




Very Likely

n=4
av.=3.5
md=4
dev.=1.9

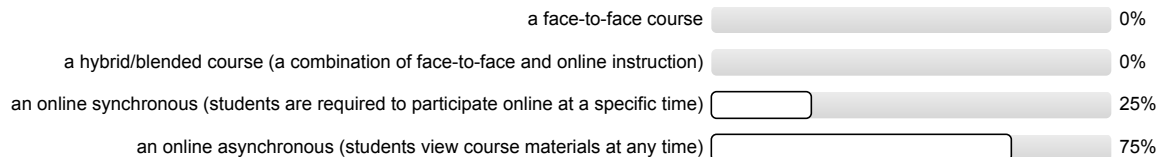
7. Student Demographics:

7.1) How many credits have you completed toward your degree or certificate?



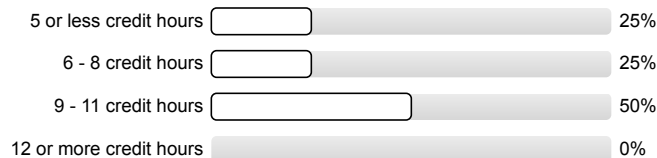
n=4

7.2) This course is instructed as:




n=4

7.3) This term I am currently enrolled in:




n=4

7.4) My current major is:



7.5) I am currently a high school student taking college courses.



Comments Report

6. Open Response:

6.1) What are the strengths of this course?

- I loved the way my professor taught. She made the material very clear and didn't leave you with any room for confusion. She made everything very easy to understand. She even provided materials for understanding basics you might need. Those were incredibly helpful. She made me actually understand material I struggled with all throughout middle and high school. 10/10
I definitely want to take her classes for any future math courses I may need and that she (hopefully) teaches.
- My professor is time oriented and on time. Great course.
- None. I've never worked so hard on something. She is cold and unhelpful. I've lost my grant and failed the class as a direct result of having this professor.
- Saw grades immediately.

6.2) What changes would you recommend that would improve this course?

- I think what was provided was very good. I can't think of anything else.
- None
- Teach better.
- more time to complete work.

6.3) Any further, constructive comments?

- No constructive comments.
- Rude cold unhelpful
- no.